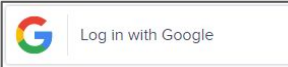



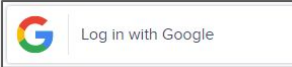



Accessing Wixie from Home

Option One: Logging on via Clever Site

- Go to the [Clever site](https://clever.com/in/fairfax) (<https://clever.com/in/fairfax>).
- Click on Log in with Google. 
- Student should log on with their FCPS Google credentials (**studentid#@fcpschools.net** and their **password**).
 - Please reach out to your child's teacher with questions about usernames and passwords.
- Click on the Wixie icon. 

Option Two: Logging on via Schoology

- Student logs onto [Schoology](https://lms.fcps.edu/) (<https://lms.fcps.edu/>) with their FCPS credentials (**studentid #** and their **password**).
- Click on the waffle. 
- Click on Clever. 
- Click on Log in with Google. 
- Student should log on with their FCPS Google credentials (**studentid#@fcpschools.net** and their **password**).
 - Please reach out to your child's teacher with questions about usernames and passwords.
- Click on the Wixie icon. 

Wixie: Family Resources



[Parent Guide to Using Wixie at Home](#) (YouTube video)

[Helping Your Child Use Wixie at Home](#) (YouTube video)

[Wixie Guides For Families](#)
(grades k-3)
Scroll down to the Wixie Guides section

[Use Wixie to Build Writing Skills in Primary Grades](#) (webpage)

[Use Wixie to Build Skills in Intermediate Grades](#)
(webpage)